

NON-VEHICULAR SLEEVING SCHEDULE	
PIPE SIZE	MIN. SLEEVE SIZE
3/4"	2"
1"	2"
1 - 1/4"	2"
1 - 1/2"	3"
2"	3"
2 - 1/2"	4"
3"	6"
4"	8"
6"	10"
8"	12"

SLEEVING NOTES:

1. VEHICULAR CROSSINGS ARE SHOWN AND SIZED ON THE PLANS.
2. NON-VEHICULAR SLEEVES ARE SHOWN BUT NOT SIZED.
3. SIZE ALL NON-VEHICULAR SLEEVES ACCORDING TO THE ABOVE CHART.
4. MAINLINE CROSSINGS MUST ALSO INCLUDE A 2" CONDUIT SLEEVE FOR CONTROL WIRE.
5. CONTRACTOR TO DUCT TAPE END OF SLEEVES TO KEEP SLEEVE CLEAN AND CLEAR.
6. CONTRACTOR TO STAKE END OF EACH SLEEVE ABOVE GROUND AND PAINT FLUORESCENT ORANGE. LABEL EACH STAKE WITH THE WORD "SLEEVE" AND ITS SIZE.
7. CONTRACTOR TO PROVIDE A 3 FT MINIMUM DEPTH OF COVERAGE OVER ALL SLEEVES.

SLEEVE LABEL:  
6"/3/2" SLEEVES MEANS TO INSTALL ONE 6", ONE 3" AND ONE 2" SLEEVE.

BUBBLERS AND ZONE PIPING  
PROVIDED ON SEPARATE  
SHEETS FOR GRAPHIC CLARITY.  
REFER TO SHEETS IR.10 - IR.14  
FOR MAINLINE SIZE, SLEEVES,  
AND WIRE SLEEVES, TYP.

Consultants:




Revisions:

01/29/2025 60% Submittal  
04/01/2025 75% Submittal  
04/16/2025 100% Submittal

THE OAKS AT PALM AIRE  
Pompano Beach, Florida

MORGUARD



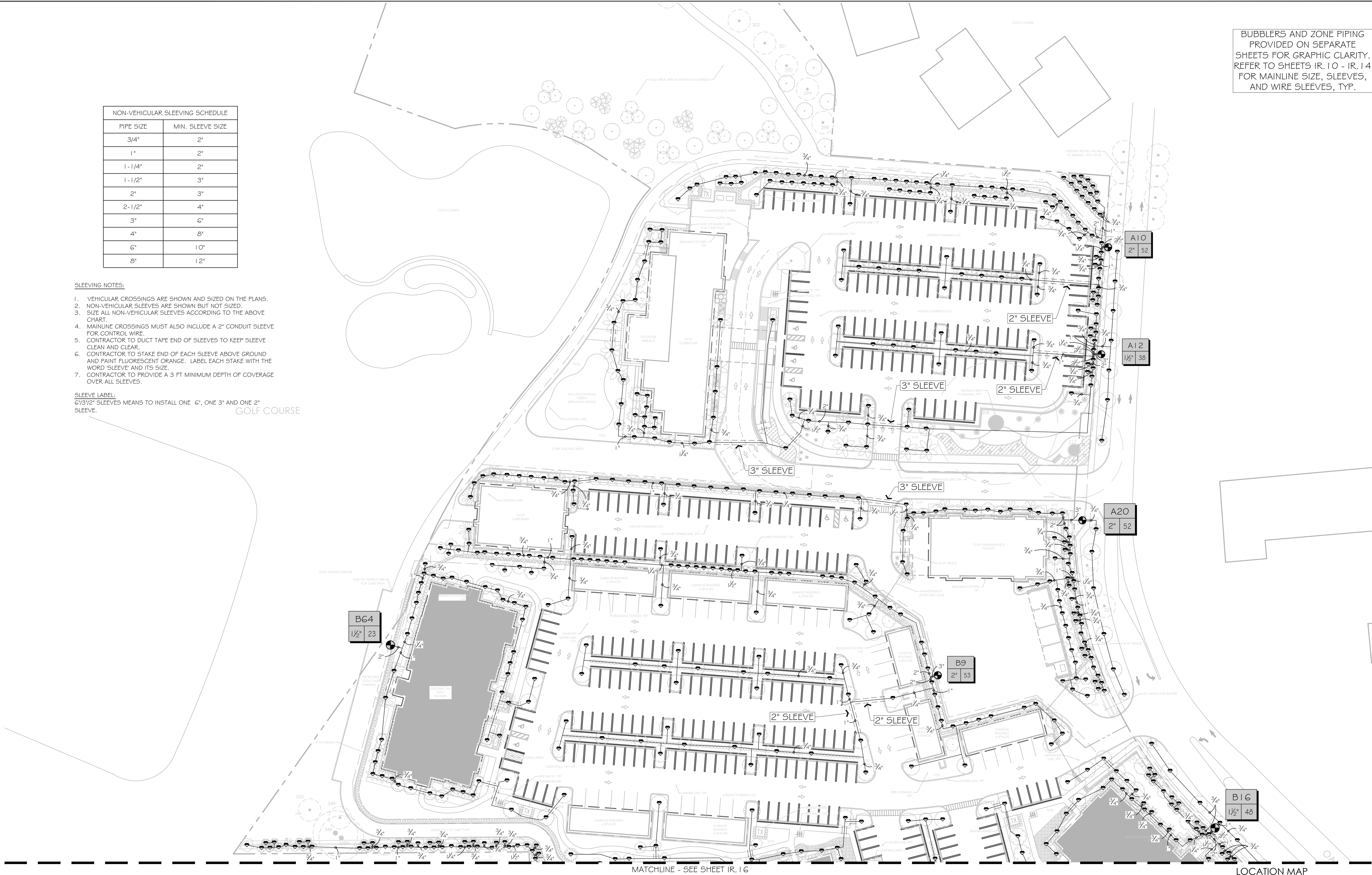
ALWAYS CALL 811 TWO FULL BUSINESS DAYS BEFORE YOU DIG TO  
HAVE UNDERGROUND UTILITIES LOCATED AND MARKED.

Sunshine811.com

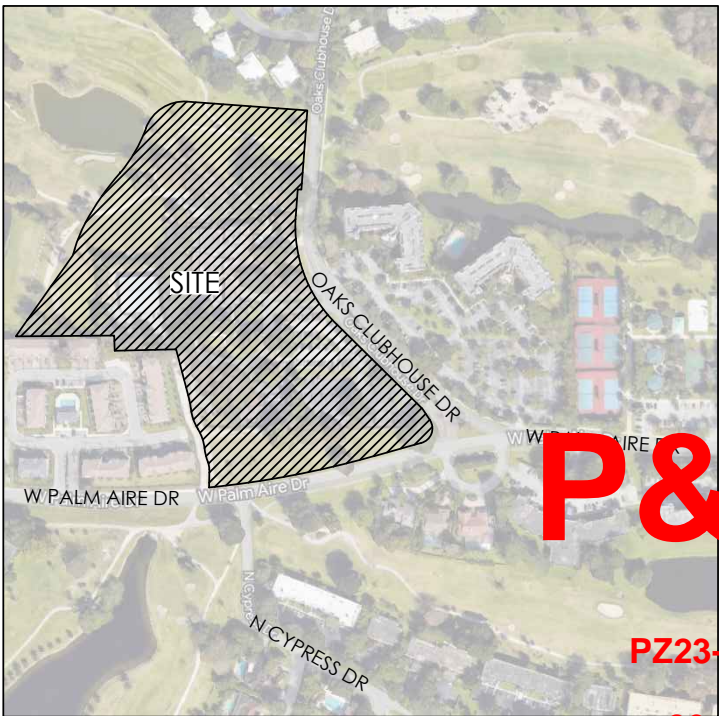
Drawn By: JJ/JK  
Drawing #: 1272  
File Name: Palm Aire\_IR.dwg  
Date: 01/03/2024

IRRIGATION PLAN  
TREE BUBBLERS

PZ23-12000017  
SHEET #: IR.15  
06-25-2025



LOCATION MAP



0 40' 80'  
SCALE: 1" = 40'-0"

PIPING AND VALVE LOCATIONS ARE GRAPHIC AND MUST  
BE INSTALLED WITHIN PROPERTY LINES AND WITHIN A  
PERVIOUS/LANDSCAPED AREA WHERE POSSIBLE.